



SPRINKLER SYSTEM - SUBMITTAL REQUIREMENTS APPLICATION CHECKLIST

Page 1 of 2

The following requirements have been established for the specifications for all sprinkler systems and submittal of plans being installed within this jurisdiction to the Bakersfield Fire Prevention Services Division. **Submittals not conforming to these minimum requirements will be returned as incomplete.**

These requirements apply to New Construction, Existing Buildings, Single Family Residences are additionally governed by the California Residential Code.

Automatic sprinkler systems are required throughout all new buildings where the area exceeds (10,000) square feet, area separation walls notwithstanding, including B Occupancies, and must be monitored. To be classed as a separate building, for the purpose of this subsection, the exterior wall must be separated by twenty (20) feet from the exterior wall of another building. In enclosed overhangs, balconies, arcades and the like may encroach a maximum of three (3) feet from each exterior wall, or assumed exterior wall line. Please refer to the Bakersfield Municipal Code, Sections 15.65.090 and 15.65.160 for additional local amendments.

Automatic Sprinkler Systems are required for Assembly type occupancies, where assembly rooms contain a legitimate stage in any portion of the building, or where the assembly occupant load in any room exceeds three hundred (300) people, or else one hundred (100) people in Group A-2 Occupancies, or as additionally specified in the California Fire Code and Bakersfield Municipal Code.

In buildings where a fully automatic sprinkler system does not exist and the floor area is increased twenty-five percent (25%) or more throughout the life of the building, and the area exceeds ten thousand (10,000) square feet before or after the addition, an automatic sprinkler system shall be installed throughout the total building. (Bakersfield Municipal Code, Section 15.65.090).

Sprinkler systems shall be designed, installed, and maintained in accordance with [NFPA 13-2010](#). All Central Station fire alarms must meet the requirements listed in [NFPA 72-2010](#). Central Station must be UL listed; and a copy of Certificate of Compliance by UL is to be submitted with plans. **Fees are based on area of coverage.**

THIRD PARTY INSPECTION COMPANIES

Chapter 9 of the California Fire Code requires annual inspection and testing of automatic fire extinguishing systems as well as semi-annual and annual testing of Fire Alarm/Fire Suppression Systems. All testing is to be performed by a qualified testing company and reports of tests are to be forwarded to the facility owner or manager. As part of our responsibility to assure compliance, as well as safeguarding your facility and personnel, we require that a copy of the inspection report be submitted to this office within thirty (30) days of the inspection date. **To facilitate this we are requesting that a copy of the test results be forward to this office by the testing company when the original report is submitted to facility owner or manager.** If the facility owner elects not to have the report forward directly by the testing company; then the facility owner or operator is requiring to submit those test results within thirty (30) days. This certification will be reviewed and maintained as part of your annual safety certification. Failure to submit the required inspection report in a timely manner will result in a follow-up inspection of your facility by a Prevention Services Inspector.












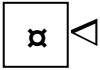






SECTION I. DOCUMENTATION SUBMITTAL REQUIREMENTS

Yes No






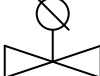




1. Provide three copies of plans and one set of original equipment data sheets.
NOTE: Hand drawn plans will not be accepted.
 a. All symbols shall conform to NFPA 170 standards. (See attached symbols design.)
 b. Drawings shall be legible, scaled and contain only the sprinkler alarm components – **no overlays.**
 c. Provide details for conductors on the plans, including type, manufacturer, and size.
2. Provide current California State Fire Marshal listing sheets for all devices and equipment to be installed.
3. Provide booklet (Device Compatibility Document), with all new control panel installations.
4. The Sprinkler System Submittal Cover Sheet must be filled out complete and shall be included in the submittal requirements. (See attached copy)
5. A Certificate of Completion document shall be completed and signed by the Installer and the Servicing Company upon completion of project.

NFPA 170 STANDARD For FIRE SAFETY SYMBOLS

ALARM SYMBBOLS

	<p>FAC</p> <p>Fire Alarm Control Panel FACP denotes Panel FACU denotes Unit</p>
OR	
	
OR	
	<p>KP</p> <p>Fire Alarm Keypad Fire System Annunciator</p>
OR	
	
	<p>S</p> <p>Smoke Detector P denotes Photoelectric I denotes Ionization BT denotes Beam Transmitter BR denotes Beam Receiver</p>
	<p>S</p> <p>Smoke Detector for Duct</p>
	<p>S</p> <p>Heat Detector F denotes Fixed Temperature R denotes Rate of Rise R/C denotes Rate Compensation</p>
	<p>□</p> <p>Manual Station</p>
	<p>P</p> <p>Pull Station</p>
	<p>□</p> <p>Horn</p>
	<p>M</p> <p>Mini Horn</p>
	<p>☒</p> <p>Horn Strobe</p>
	<p>☒</p> <p>Strobe, Indicator Lamp, Light</p>
	<p>—</p> <p>Fire Damper</p>
	<p>—</p> <p>Smoke Dampers</p>
	<p>S</p>
	<p>S</p> <p>Speaker (Voice)</p>
	<p>S</p> <p>Magnetic Door Holder</p>

SPRINKLER SYMBOLS

	<p>Bell, Gong</p>
	<p>⊗</p> <p>Sprinkler Riser</p>
	<p>Y</p> <p>Siamese Fire Dept. Connection</p>
	<p>●●</p> <p>Free Standing Siamese Connection</p>
	<p>Valve PIV denotes POST Indicator Valve OS&Y denotes Outside Stem & Yoke BF denotes Butterfly</p>
	<p>Valve Tamper Switch</p>
	<p>Tamper Switch</p>
	<p>Flow Switch</p>
	<p>Backflow Preventer – Double Check Valve</p>
	<p>Fire Pump</p>